

U21 SERIES

General Area Light Distribution Fluorescent High-Bay with Uplight

Product Description

A high efficiency, 21" wide fluorescent high-bay that provides exceptional light distribution for general areas with a design that allows for a controlled, energy saving uplight component. Applications include warehouses, manufacturing facilities, open construction retail and gymnasiums with the wireguard safety option.

Heat Dissipation – The arc bottom to the fixtures in this series creates a means for exceptional heat dissipation. Removing heat build-up allows lamps to perform at their maximum lumen output temperature rating. Additionally, as heat rolls off the sides of this fixture, this reduces the possibility of dirt build up on the reflectors and at the vent holes.

Light Distribution – The bottom arc angle of this fixture series provides a wide distribution pattern – excellent for use in general or open areas. When used in aisles with racking or shelving, turning this fixture perpendicular to the aisle allows the bottom arc to throw light evenly along the floor, lighting between the fixtures. The arced bottom also enhances the vertical footcandles, providing more even illumination down the product walls.

Mounting Methods

U21 fixtures offer flexible mounting methods that most commonly include: standard chain hangers and surface mounting. There are several other mounting options for this fixture series, and they are listed as "hanging options" below.

Hanging Options Include:

- Surface Mount [Mounting holes provided in the housing] (Standard)
- Chain Mount [Chain hangers are supplied with the fixture] (Standard)
- Quick Cable [QC – Quick hang cable system] (Optional)
- Junction Box [JB – Slide-on splice box for 3/4" stem] (Optional)

- Pendant Stabilizer [PS – Bracket for stabilizing fixture when single point hanging with a 3/4" stem] (Optional)
- Quick Bracket System [QB – Innovative hanging system for easy installation. Available with various connection points] (Optional)
- Hook [SPSH – 12" Stem, pendant stabilizer & hook for hanging in loop or eye-bolt] (Optional)
- Quick Toggle [SPST – 12" Stem, pendant stabilizer & quick toggle hanger for hanging in an eye-bolt] (Optional)

Product Construction

The U21 fixture housing is brake formed from heavy gauge cold rolled steel. Ends and socket plates are permanently riveted together for strength and rigidity. The housing is post painted with a durable, highly reflective powder-coat finish.

Optical Reflector system is precision brake formed of the selected aluminum material: enhanced aluminum or highly reflective white. The one piece reflector is removable without the use of tools, using 1/4 turn fasteners to secure it in place.

Lampholders are made of a Polycarbonate material; these locking-style lampholders are utilized to ensure positive lamp retention. Additionally, the material contributes to a longer life product in high temperature applications.

Ballasts are electronic programmed-start (T5HO) or instant-start (T8) as a standard. Optional ballasts are available, consult factory for available systems and system specifications. Available voltages: 120v, 277v, 347v, voltage sensing 120-277v and 347-480v.

Listings – All fixtures are UL and CUL listed.

Patents – U.S. Patent #7,070,303

Photometric Data

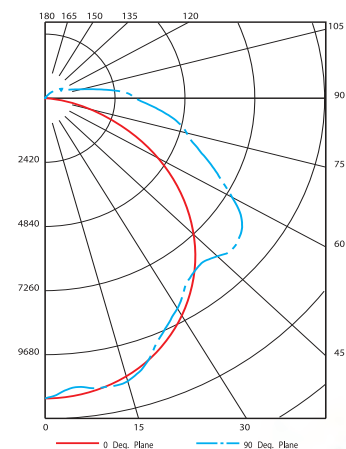
LTL NUMBER: 10610
CAT#: U21 1054 UV 5PS E 850

ZONAL LUMEN SUMMARY

| ZONE | LUMENS | % LAMP | % FIXT |
|--------|--------|--------|--------|
| 0-30 | 8755 | 19.9 | 21.6 |
| 0-40 | 14221 | 32.3 | 35.1 |
| 0-60 | 26057 | 59.2 | 64.2 |
| 0-90 | 37623 | 85.5 | 92.8 |
| 90-120 | 2573 | 5.8 | 6.3 |
| 90-130 | 2812 | 6.4 | 6.9 |
| 90-150 | 2935 | 6.7 | 7.2 |
| 90-180 | 2938 | 6.7 | 7.2 |
| 0-180 | 40561 | 92.2 | 100.0 |

TOTAL LUMINAIRE EFFICIENCY: 92.2%

| CIE TYPE: | DIRECT | 90-DEG |
|-------------------|--------|--------|
| PLANE: | 0-DEG | 90-DEG |
| SPACING CRITERIA: | 1.2 | 1.2 |



Made in the USA

HIGH/LOW BAY
FIXTURES

U21 – Fixture Ordering Information

| Fixture Series | Lens | # of Lamps | Lamp Type | Voltage | # Ballasts | Ballast Type | Reflector | Hanging | Options | Lamp Color | Lamp Options*1 |
|----------------|------|------------|-----------|---------|------------|--------------|-----------|---------|---------|------------|----------------|
| U21 | — | 9 | 32 | 12 | 3 | HI | E | BLANK | C () | BLANK | HP |
| | | 10 | 54 | 27 | 4 | LI | W | JB | 6T1 | 830 | A |
| | | | | 34 | 5 | SI | B | PS | 6T2 | 835 | TG |
| | | | | UV | | SI+ | | QB () | E () | 841 | SS |
| | | | | HV | | PS | | QBH () | F | 850 | ES () |
| | | | | | | PSL | | QBT () | OS () | | XL |
| | | | | | | PSH | | QC | SC | | |
| | | | | | | PD | | QC () | WG | | |
| | | | | | | SDH | | SPSH | 20G | | |
| | | | | | | AX | | SPST | SDT | | |
| | | | | | | | | | PC | | |

Please Specify When Ordering:

| Fixture Series | Lens | # of Lamps | Lamp Type | Voltage | # Ballasts | Ballast Type | Reflector | Hanging | Options | Lamp Color | Lamp Options |
|----------------|------|------------|-----------|---------|------------|--------------|-----------|---------|---------|------------|--------------|
| U21 | — | | | | | | | | | | |

*1 Consult Factory for Manufacturer Specific Ordering Codes/Availability.

Lamp Type Selections

- 32 F32T8 System
- 54 F54T5HO System

Voltage Selections

- 12 120V
- 27 277V
- 34 347V
- UV 120-277V
- HV 347-480V

Ballast Selections

- HI High Ballast Factor (HBF) Electronic*
- LI Low Ballast Factor (LBF) Electronic*
- SI Standard Ballast Factor (NBF) Electronic*
- SI+ 1.0BF Electronic*
- PS Programmed Start (NBF)
- PSL Programmed Start LBF*
- PSH Programmed Start HBF*
- PD Programmed Start Dimming
- SDH Step Dimming HBF (100% to 60% Dimming)*
- AX Daylight Harvesting Ballast with remote mount photosensor*

* T8 Only

Reflector Selections

- E Enhanced Aluminum
- W Highly Reflective White Aluminum
- B 95% Reflective Extreme White Aluminum

Hanging Selections

- BLANK V-Chain Hangers
- JB Slide-On Junction Box
- PS Pendant Stabilizer
- QB Quick Bracket (24", 30" or 36")
- QBH Quick Bracket with Hook (24", 30" or 36")
- QBT Quick Bracket for Threaded Rod (24", 30" or 36")
- QC Quick Hang Cable (10')
- QC() Quick Hang Cable (Specify Length)
- SPSH 12" Stem/PS/Hook
- SPST 12" Stem/PS/Toggle

Options Selections

- C() Single Circuit Cord (Specify Length)
- 6T1 6' Cord with L5-15 Locking End
- 6T2 6' Cord with L7-15 Locking End
- E() Emergency Pack (# Lumens)
- F Inline Fuse
- OS() Occupancy Sensor (Specify Lamps on Low/Lamps on High)
- SC Safety Cable
- WG Wire Guard
- 20G 20 gauge NYC Standards
- SDT Step Down Transformer (480V to 277V)
- PC Photocell

Lamp Color Selections:

- BLANK Lamps Not Included
- 830 80+ CRI, 3000K
- 835 80+ CRI, 3500K
- 841 80+ CRI, 4100K
- 850 80+ CRI, 5000K

Lamp Options Selections:

- HP High Performance, Long Life Lamps*
- A Amalgam Tip Lamps**
- TG Tubeguarded Lamps
- SS Shattershielded Lamps
- ES() Energy Saver (Specify Wattage)
- XL Long Life*

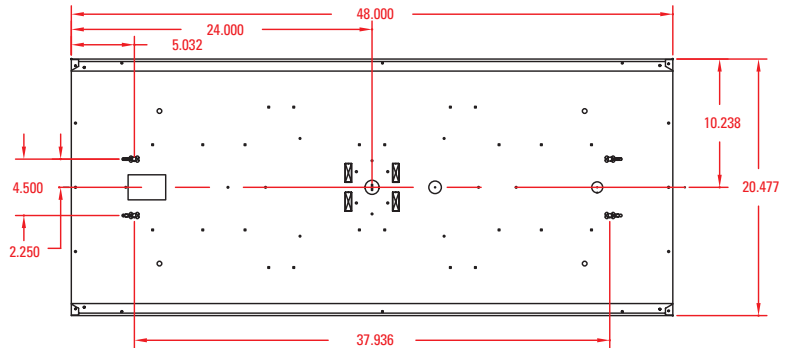
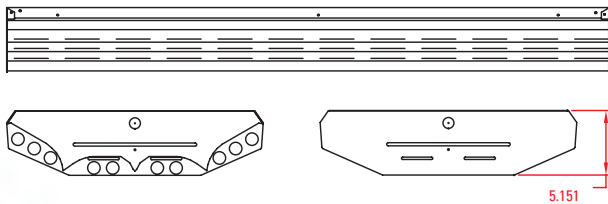
* T8 Only
** T5HO Only

Common Fixture Selections

| Catalog Number | System | # of Lamps | Wattage (120/277V)* | Initial System Lumens* | Mean System Lumens* |
|-------------------|--------|------------|---------------------|------------------------|---------------------|
| U21 954 UV 2PS E | T5HO | 9 | 536w / 526w | 45,150 | 42,892 |
| U21 1032 UV 3HI E | T8 | 10 | 370w / 363w | 36,580 | 35,400 |
| U21 1032 UV 3SI E | T8 | 10 | 273w / 267w | 26,970 | 26,100 |
| U21 1054 UV 3PS E | T5HO | 10 | 580w / 567w | 50,000 | 48,500 |

*Wattages may vary depending on the ballast manufacturer and lamp type used.

Initial and mean system lumens are the initial/mean lumen output of the lamp/ballast system as rated by lamp and ballast manufacturer and may vary from manufacturer to manufacturer. Specifications and dimensions subject to change without notice. Contact Optimum Lighting for current availability and ordering information.



Fixture Type: _____

Catalog #: _____ Quantity: _____

Project: _____